



Stripey's model making challenge

You will need: materials to make a model - lego/ duplo/ playdough / junk modelling

Instructions

Step 1


Today's challenge is to get creative! Can you make a model of something to do with Stripey Stork? It could be Stripey himself, or cot, a pram, or some toys.

Stripey Stork won the Queen's award for Voluntary service last year, you could even make a model of Her Majesty!

You can use Lego, Duplo, Playdough or junk modelling... and it can be as big or as small as you like.


Here are some of our ideas:

Stripey - made from pipe cleaners, modelling clay, a tennis ball and toilet rolls, and foam shapes:

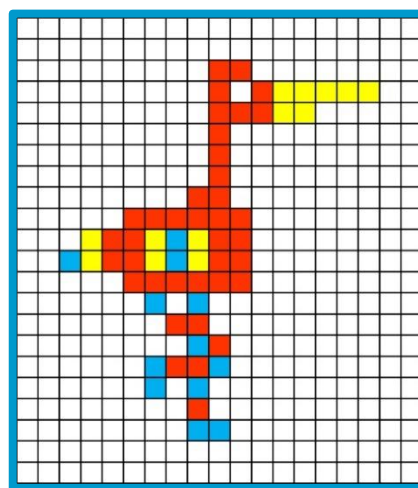





Stripey made from Duplo and Lego:



And Stripey made from Aqua or Hama Beads:



If you want to build something a bit bigger why not have a go at building the Warehouse?

We'd love to see your finished model - upload to Facebook, Twitter and/or Instagram with the hashtag [#Stripes4Stripey2020](#) and don't forget to tag us [@StripeyStork](#).